

Faculty Senate

UW-Green Bay 2013-14 Budget

November 13, 2013

1



UNIVERSITY of WISCONSIN
GREEN BAY

360° OF LEARNING

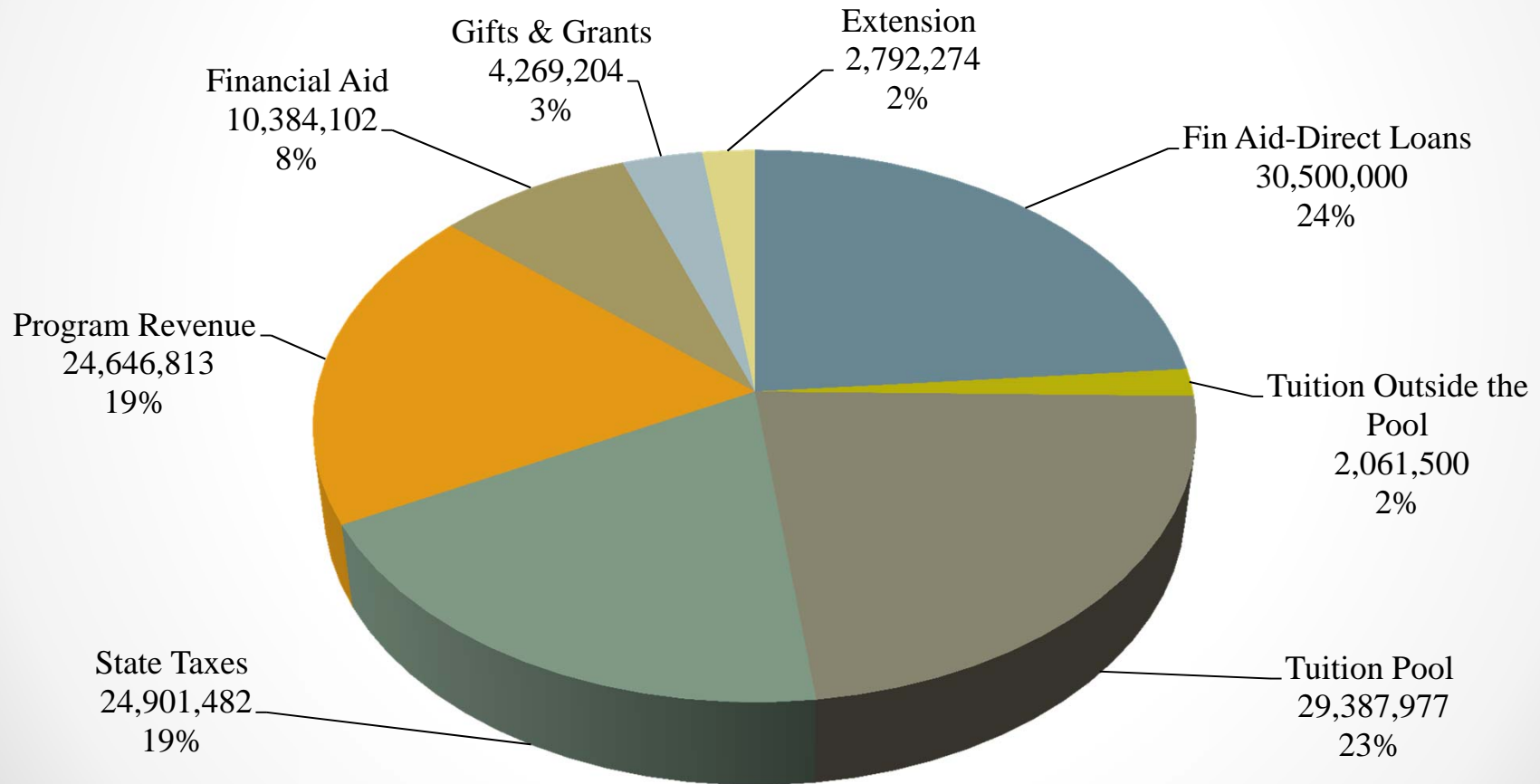
2013-14 Budget Timeline

- December 2012 and January 2013
 - Discussions with area Legislators regarding budget and compensation
- February 2013
 - Governor's budget adds approximately \$30 Million to UW-System
 - Proposes new flexibilities in compensation and other issues
- April 2013
 - UW-System cash balances released and the legislative firestorm begins
 - Governor revises budget removing funding and flexibilities
- May 23, 2013
 - Joint Finance Committee passes budget with UW base cuts, freezes tuition
- June 2013
 - Legislature passes budget, Governor signs the budget
 - UW-Green Bay budget reduction is \$1.27 Million



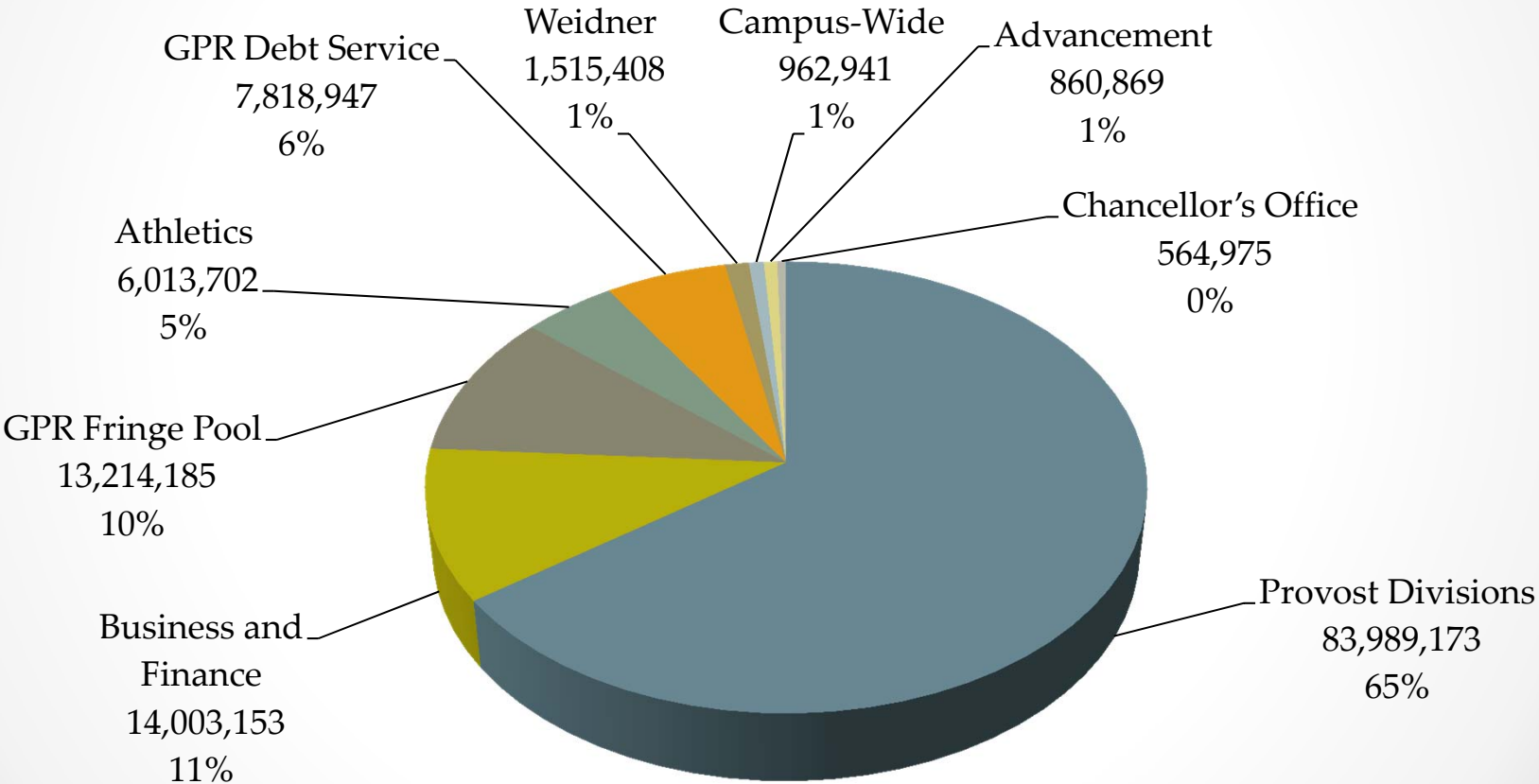
2013-14 Operating Budget All Funds

\$128,943,352



2013-14 Operating Budget by Department

\$128,943,352



Select Major Fund Numbers

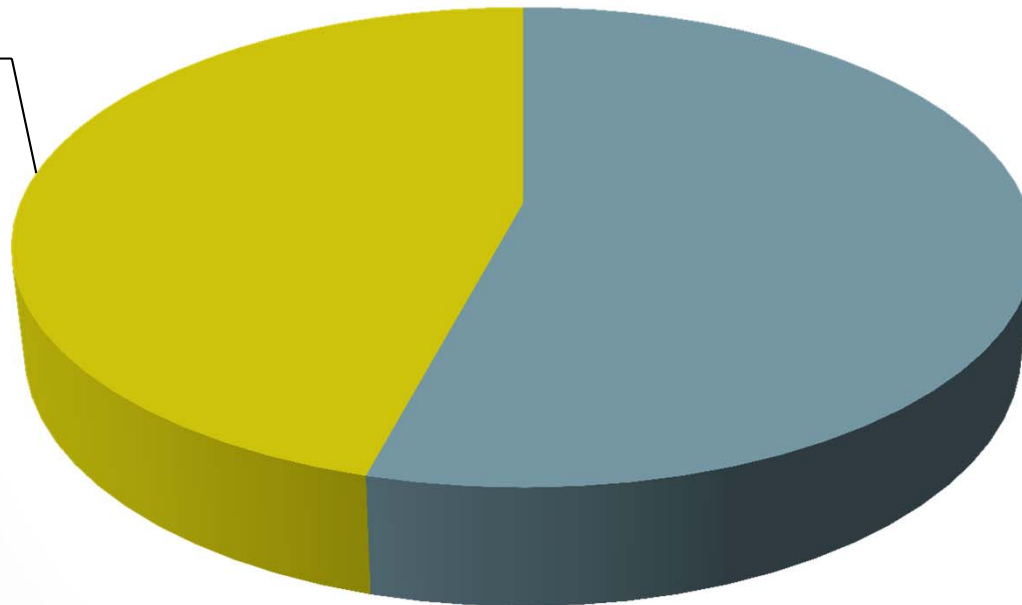
- 102 – General Purpose Revenue (GPR)
- 128 – Auxiliary Enterprises
- 131 – Academic Student Fees (Tuition)
- 136 – General Operations Receipts
- 150 – Federal Indirect Cost Reimbursement
- 189 – Extension Student Fees



2013-14 GPR Budget

\$54,289,459

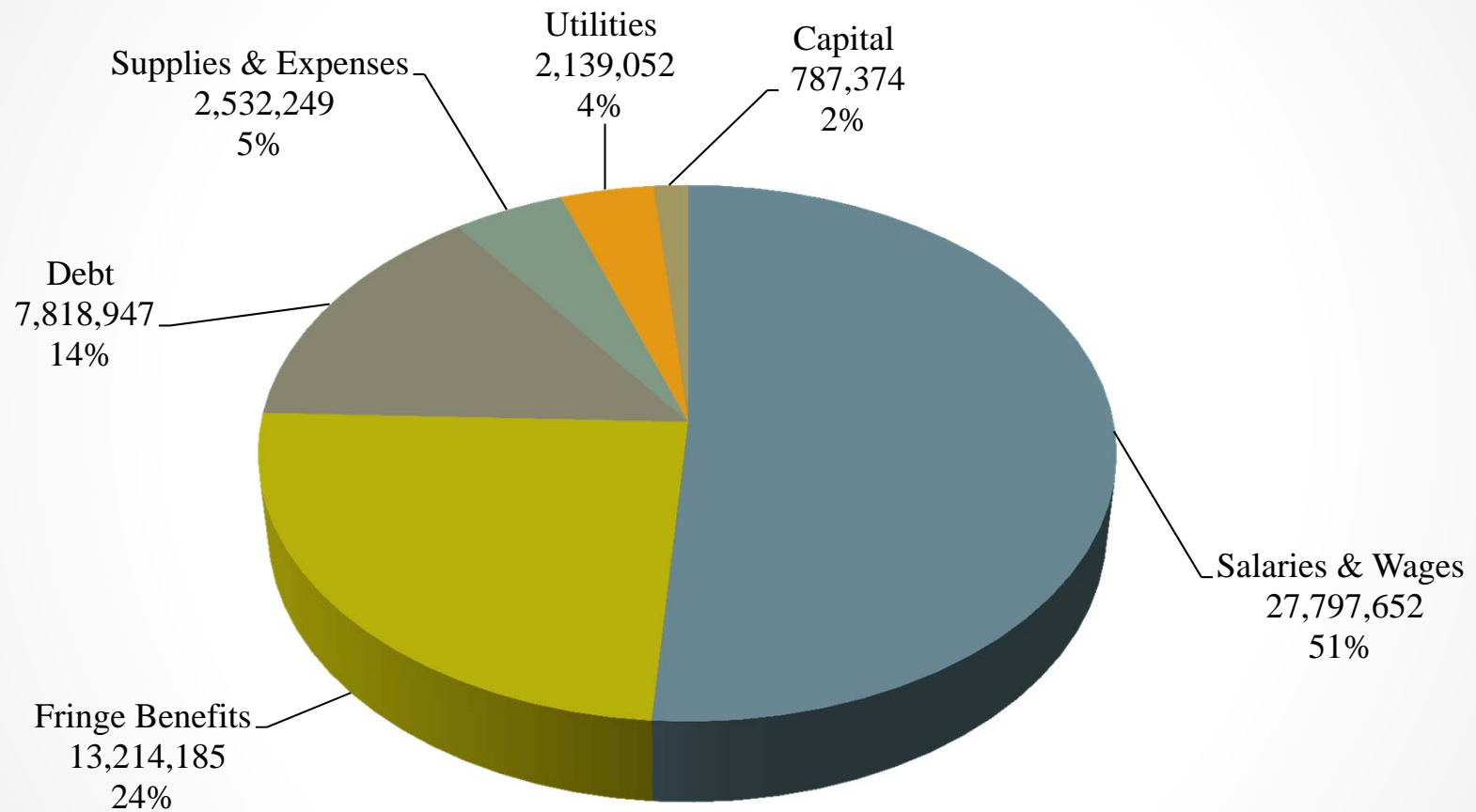
State Taxes
24,901,482
46%



Tuition Pool
29,387,977
54%



GPR Expenses \$54,289,459



Examples of Tuition Pool Expenses

- Salaries – Administrative, Student Services, Professors, Custodial, etc.
- Building Maintenance, Custodial, Grounds
- Library and Information Services Capital Equipment
- Common Systems - D2L, Library Systems, SFS, HRS Service Center, WiscNet, Microsoft License, etc.
- Insurance (Liability, Property, Workers Comp)

8



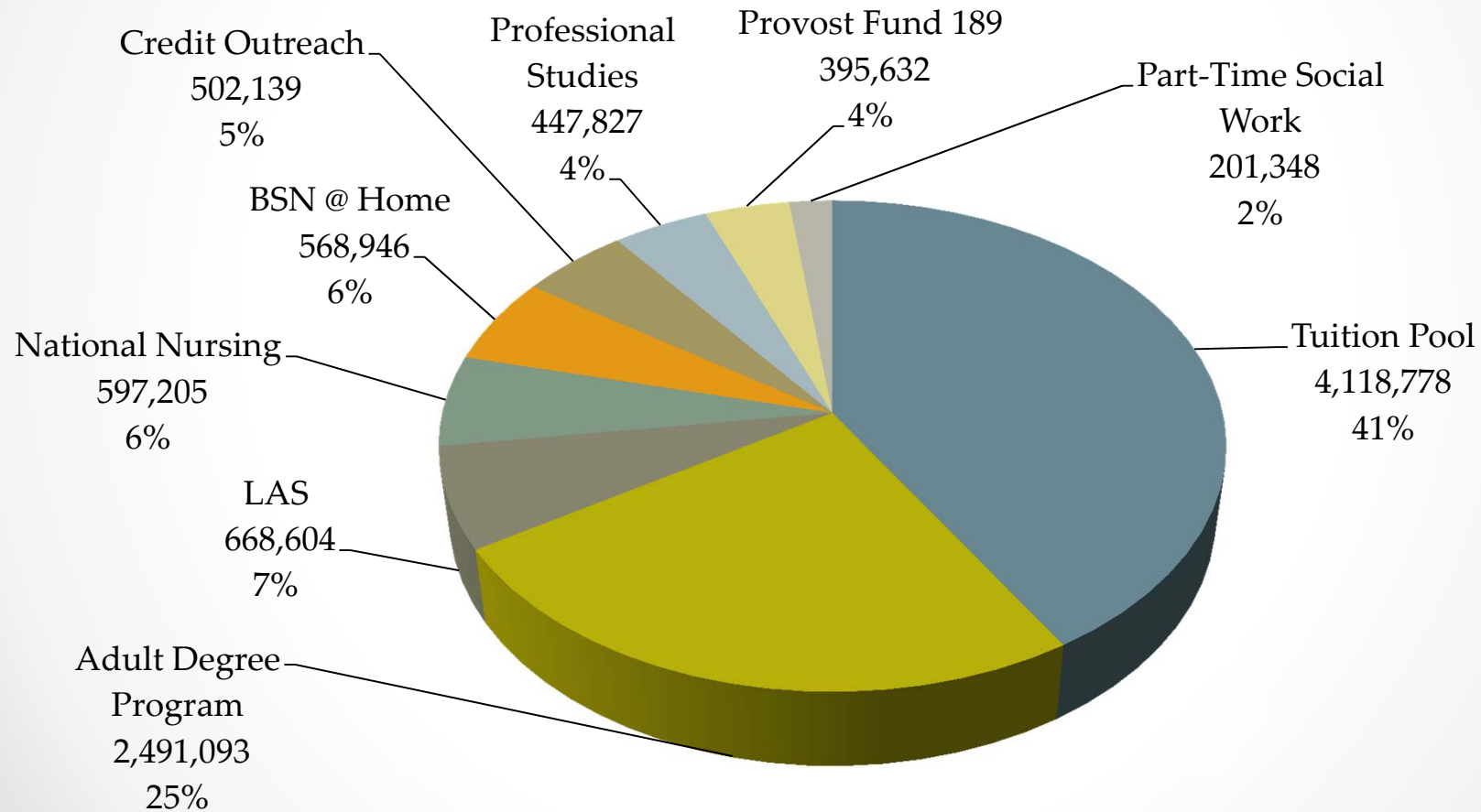
Regent Policy on Program Revenue Balances and Reserves

- Balances summarized in the following categories:
 - Tuition and GPR Expenditures (Funds 131, 189, 102)
 - Auxiliary Operations (Fund 128)
 - General Operations (Fund 136)
 - Other Unrestricted Program Revenue (Funds 123, 132, 184, 187)
- Definitions:
 - **Reserves** – funds set aside to protect against unbudgeted future expenses or losses
 - **Designated Balances** – funds set aside for specific expenditures or commitments
- Target Reserve Level:
 - 10% of total fiscal year expenditures for Tuition and Auxiliaries
 - Less than 10% requires submission of a savings plan
- Balances above 15% in all categories:
 - Shall be justified in writing with a defined multi-year spending plan
 - 15% threshold is a target, not a cap



FY13 Tuition and Fee Cash Balances

\$9,991,572



Tuition and Fee Cash Balances

Fund/Area	FY13 Balance	Balance at 15%	Excess (Shortage)
Fund 131 – CLAS, CPS	\$ 1,116,430	\$ 116,557	\$ 999,873
Fund 136 – Nursing, Social Work	\$ 1,367,499	\$ 119,994	\$ 1,247,505
Fund 189 – Adult Degree, Outreach, Other	\$ 3,388,865	\$ 544,622	\$ 2,844,243
TOTAL OUTSIDE THE TUITION POOL	\$ 5,872,794	\$ 781,173	\$ 5,091,621
TOTAL IN THE TUITION POOL	\$ 4,118,778	\$ 7,437,506	(\$3,318,728)
TOTAL TUITION CASH BALANCE	\$ 9,991,572	\$ 8,218,679	\$ 1,772,893



Tuition Pool Policy

- A minimum of 20% of the collective gross revenue of all credit programs, not currently in the Tuition Pool, will be transferred to the Tuition Pool.



Budget Reduction

Based on Proportion of GPR - Administered by Area Leaders

DEPARTMENT	REDUCTION
Provost	\$944,739
Business and Finance	184,403
Campus-Wide	40,998
Advancement	34,734
Athletics	30,471
Chancellor	23,526
Weidner Center	12,063
TOTAL	\$1,270,934



Provost Divisions

- College of Liberal Arts and Sciences
- College of Professional Studies
- Academic Affairs and Graduate Studies
- Information Services
- Outreach and Adult Access
- Enrollment and Student Services
- Dean of Students
- SOFAS



Enrollment

- Fall 2013 enrollment of 6,490 students, 4% fewer than Fall 2012
- Like many schools across the state and nation, a combination of demographics and economics have contributed to flat or declining enrollments
 - Declining number of high school graduates
 - Declining public support coupled with families still recovering from the economic crisis
- Victims of our own success
 - Several consecutive years of record-size graduating classes resulted in somewhat smaller continuing students.
- Projected Tuition Pool Shortfall of \$1.5 Million



Questions

- Where do pay raises come from?
 - GPR salaries (Fund 102) are traditionally funded by State Allocation and tuition increases
 - Program Revenue salaries (Housing, Seg Fees, Union – Funds 128, 136, etc.) are funded through program operations revenue
 - **The 1% Pay Plan**
 - 46% of GPR salaries increase was funded by increased State Allocation
 - 54% of the GPR salaries increase was included in the budget reduction due to no tuition increase
 - Program Revenue increases funded by program operations revenue
 - **The Compensation Study**
 - Tuition and state allocation. It is a work in progress.
 - Program Revenue increases funded by program operations revenue



Questions (continued)

- What re-allocations occurred last year and will occur this year?
 - **2012-2013**
 - \$265,881 in Veterans remission reimbursement distributed to the Provost
 - \$1.2 Million Adult Degree Program revenue to the tuition pool
 - **2013-2014**
 - \$100,000 from Campus Contingent Funds to the Provost for compensation study increases
 - 20% of the revenue from credit programs will be transferred to the tuition pool



Questions (continued)

- How do we come up with the funding for budget lapses and budget reductions?
 - **Budget Lapses** (one-time return of funds in a particular year)
 - Have been taken from central campus contingent funds
 - **Budget Reductions** (permanent cut to spending authority)
 - Appropriated to all GPR (Fund 102) areas on a percentage basis
 - Specific line item reductions are determined by individual departments



Questions (continued)

- What issues do we see down the road?
 - Concerns about enrollment
 - Legislative concerns
 - Tuition increases
 - Restoration of budget cuts
 - Cash balances

