



Division of University Inclusivity & Student Affairs

ANNUAL REPORT

2021-2022



DIVISION OF UNIVERSITY INCLUSIVITY & STUDENT AFFAIRS

MISSION STATEMENT

The Division of University Inclusivity & Student Affairs will inspire purpose and passion in our students to become socially responsible and globally engaged leaders. We will accomplish this through providing inclusive programming, living, and learning, wellness and recreation, and individual and group support opportunities for every student.

THE CORE VALUES

Leadership

Provide opportunities, experiences, and mentoring to allow students the ability to learn about, demonstrate and inspire positive change.

Student Success/Retention

Provide co-curricular activities that support the institutional commitment to student success by fostering connection and engagement with the campus community.

Inclusivity

Intentional awareness of equity, diversity, inclusion, and belonging.

Wellness

Helping students achieve a balance of physical, mental, and social well-being.

Learning/Development

Foster a culture of curiosity for life-long growth that prepares students to be engaged citizens of the world.

MESSAGE FROM OUR VICE CHANCELLOR

Greetings!

It has been a transformational year! The division continues to align with the University's strategic priorities (student success, inclusivity, digital transformation, community connections, sustainability & environment, and athletics & The Weidner). This alignment has also included the institution's commitment to student access. This year, nearing a post-pandemic era, our programs, services, and activities through different modalities continue to be paramount to enhancing the student experience.

The information shared in this annual report is evidential to student engagement at every level and provides opportunities for all students to chart their pathways to academic and personal success. I am grateful and honored to serve with talented, passionate, and committed staff for their continued commitment to our student-centered approach. It's All About Students!



Together We Rise!

Corey A. King, Ed.D

*Vice Chancellor for University
Inclusivity & Student Affairs*

DEAN OF STUDENTS

"Helping students rise to overcome barriers and achieve success."

DATA REPORTING

1,497

Student Support Cases



TOP 3 STUDENT SUPPORT CASE TYPES

- 1 Class Engagement Issues
- 2 Illness or Injury
- 3 Exploring Academic Options

669

Student Misconduct Cases



TOP 3 POLICY VIOLATIONS

- 1 COVID-19 Violations
- 2 Guest Policy Violations
- 3 Noise Violations

DEPARTMENT NOTABLES

PHOENIX childcare
SUPPORT PROGRAM

\$39,500

SGA Funds

\$38,900

CCAMPIS Funds

Departmental Program Review

37 program enhancement projects identified and prioritized

COVID-19 RESPONSE



70 for 70
Vaccination
campaign



Testing
Monitoring



Academic
Assistance
due to absence

HOUSING & RESIDENTIAL EDUCATION

"Promoting student success through enriching educational and developmental programs within a safe and inclusive living environment."

DATA REPORTING



82%
occupancy



24,605
packages
processed



143
hall programs



4,983
program
attendees



3,357
maintenance
requests



29 students
participating in
specialty living
communities

INTENTIONAL CONVERSATIONS

Intentional conversations are one-on-one conversations with RAs addressing residential curriculum topics

 5,165
conversations

12,560 
participants

COVID-19 HOUSING & COVID RESPONSE TEAM

441
students in
isolation/quarantine

4 professional staff
8 student staff
24/7 response



daily calls
meal delivery
developed quarantine
procedures

DEPARTMENTAL ACCOMPLISHMENTS

85% of RA staff earned a GPA of 3.0 or higher

60 students participated in Living Communities

24/7
365 Housing desk coverage

INCLUSIVE EXCELLENCE & CAMPUS CUPBOARD

"Identifying and responding to the needs of diverse students, faculty staff, community members and their allies at all four campus locations: Green Bay, Manitowoc, Marinette and Sheboygan."



TRAINING

12

completed
Inclusive Excellence
Certificate Program

68

completed
Inclusive Excellence
Foundations I


14

completed
Inclusive Excellence
Foundations II

42

completed Inclusive
Excellence Student
Leadership Certificate

DEPARTMENTAL ACCOMPLISHMENTS



held Campus
Climate Survey
roundtables

October 2021



10 interns
worked alongside
DEI academic
project consultants



Provided training
to community high
schools, private and
public community
based organizations

UNIVERSITY OF WISCONSIN - GREEN BAY

CAMPUS  CUPBOARD

AND CLOSET

1,712

students
served

2

all-campus
food drives



MULTI-ETHNIC STUDENT AFFAIRS

"Supporting underrepresented students succeed by championing equity, diversity, and inclusion to enhance cultural, social and academic experiences."



Navigate Student 4+

EAB Global, Inc

572 APPOINTMENTS

196 STUDENTS SERVED

STUDENT ORGANIZATIONS

Black Student Union • Intertribal Student Council
Men of Color Alliance • Organizacion Latino Americano
Psi Theta Nu • Somali Student Union
South Asian Student Alliance
Southeast Asian Student Union • Women of Color

BSU

ISC

MOCA

OLA

PTN

SSU

SASA

SASU

WOC

SURVEY RESULTS

Students who scheduled and attended Navigate appointments reported:

73% said multicultural advisors helped them develop better self-understanding

94% said they felt accepted and respected

94% said they would refer a student to MESA

THE BIAS INSIDE US EXHIBIT

Partnership with the Smithsonian Institution Traveling Exhibition Service

1,000+
participants

Succeeding Programs

Author *Angeline Bouley*
Writer/Educator *Tim Wise*
Author *Jennifer De Leon*
Musicians *Las Cafeteras*

PRIDE CENTERS

"Providing support services and a safe environment for LGBTQ+ students, faculty, staff, community members, and their allies at four of our campus locations: Green Bay, Manitowoc, Marinette, and Sheboygan."

EVENTS & CAMPS

91

events planned for the year

3

High school & Middle school summer camps

SAFE ALLY TRAINING

225

Level 1 participants

151

Level 2 participants



7,035

student visits

UW-Green Bay is in the

TOP 30

LGBTQ+ Friendly Campuses Nationwide

- *Campus Pride Index*

82

attendees at PRIDE Book Discussion series events



10TH ANNUAL LAVENDER GRADUATION

April 20, 2021

77

attendees

INTERNS



increased Pride Center locations from two paid intern-staffed locations to five paid intern-staffed locations-all with community connections

STUDENT ACCESSIBILITY SERVICES

"Removing barriers so students with disabilities have ACCESS"

BY THE NUMBERS

384 students registered for services

2,013 academic accommodations in

1,263 classes

COMMON DISABILITIES

Summer 2021 - Spring 2022

- 1 Psychological Disability
- 2 ADD/ADHD
- 3 Learning Disability
- 4 Health Impairment
- 5 Autism Spectrum Disorders
- 6 Brain Injury

SERVICES PROVIDED

Individualized accommodations are identified by students to have access to the university. Some of the accommodations provided by SAS includes

1,483 requests for alternate testing by 256 students

448 individual exams were proctored in SAS

508 requests for assistive technology for notes by 109 students

376 captioning requests by 7 students

84 requests for accessible instructional materials by 16 students

45 housing accommodations

ALLIES FOR INCLUSION: THE ABILITY EXHIBIT

Disability Awareness and Allies for Inclusion for people with disabilities

300
participants



Community members from UW-Green Bay, NWTC, Division of Vocational Rehabilitation and Green Bay Public Schools

100
ally for inclusion pledges

STUDENT ENGAGEMENT CENTER

"Creating a vibrant and inclusive campus community where all UW-Green Bay students feel welcomed, included, and supported."

DATA REPORTING



148
events held



13,317
event attendees



2,500+
GB Week
participants



1,246
GB Orientation
participants



2,300+
Family Weekend
attendees



1,600
graduates at
Commencement

STUDENT ORGANIZATIONS & INVOLVEMENT

140

student
organizations

2,602

service hours
logged



New student
engagement
platform
through
Presence:
**Phoenix
Connect**

FRATERNITY & SORORITY LIFE

153 MEMBERS

Alpha Zeta Phi • Kappa Beta Gamma
Kappa Sigma • Pi Beta Phi • Psi Theta Nu
Theta Eta Alpha • Zeta Omega Tau

UNIVERSITY AWARDS



64

University
Leadership Awards



39

Chancellor's Medallions

UNIVERSITY RECREATION

"Empowering students to increase their wellbeing through quality and inclusive recreation opportunities."

DATA REPORTING



106,255
student
swipes



3,330
group fitness
participations



46,681
fitness center
visits



2,981
intramural
participations



938
climbing
tower visits



132
outdoor adventure
trip participants

SURVEY RESULTS

Students who participated in University Recreation activities reported:

87%

said they experienced an increased sense of belonging/association to UW-Green Bay.

75%

said they were better able to manage their levels of stress and feel more ready to engage and succeed in campus and academic life.

SIGNATURE EVENTS

1

Get REC'd
336 participants

2

Canoe Battleship
83 participants

3

Try It Night
178 participants

4

1,000 Point Challenge
327 participants

5

Boats on the Bay
50 participants

6

Let's Glow Events
140 participants



The Shorewood Golf Course Clubhouse was transformed into the **SHOREWOOD CENTER FOR OUTDOOR ADVENTURE AND STUDENT ENGAGEMENT.**



UNIVERSITY UNION

"Providing spaces, services and conveniences that foster a sense of belonging and engagement"

DATA REPORTING



549,115
annual building
traffic counts



82,331
pounds of
compost annually



3,610
University
IDs created



2,628
meeting
spaces reserved



37,433
academic
spaces reserved

UNIVERSITY DINING



food



beverages



vending

MEAL PLANS



Phoenix All Access

+



Block Meals

+



10/14/19 Weekly

=

1,418

Fall Semester meal plans
29.85% increase over previous fall

1,251

Spring Semester meal plans
51.27% increase over previous spring

RENOVATIONS AND ADDITIONS



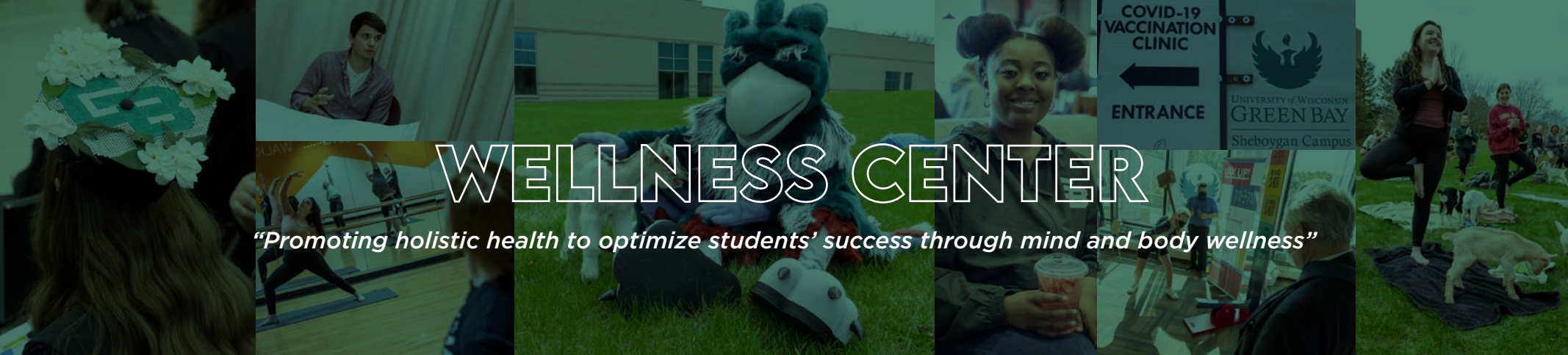
Opened Esports
Lounge and launched
UW-Green Bay
Esports program

February 2022



Renovated and
developed on-campus
barbershop, Starz
Barber & Beauty

February 2022



WELLNESS CENTER

"Promoting holistic health to optimize students' success through mind and body wellness"

BY THE NUMBERS

3,056 total medical provider visits

2,317 total counseling sessions (all campuses)

1,589 student COVID-19 cases managed by OCR

6 day per week medical availability (mid August - mid May)

5 day per week counselor availability (year round)

DEPARTMENT NOTABLES




Full-Time counselor position added



Kognito Mental Health Training



Bringing in the Bystander Training



PROGRAM HIGHLIGHTS



Phoenix Take a Break Events
Sept. 29, Oct. 27, Nov. 17, 2021



Take Back the Night
Oct. 6, 2021



DeStress Fest
Dec. 13-15, 2021



Love U Weeks
February 2022



What Were They Wearing
April 2022



Goat Flow
May 6, 2022